

Revision Notes.

R1 -

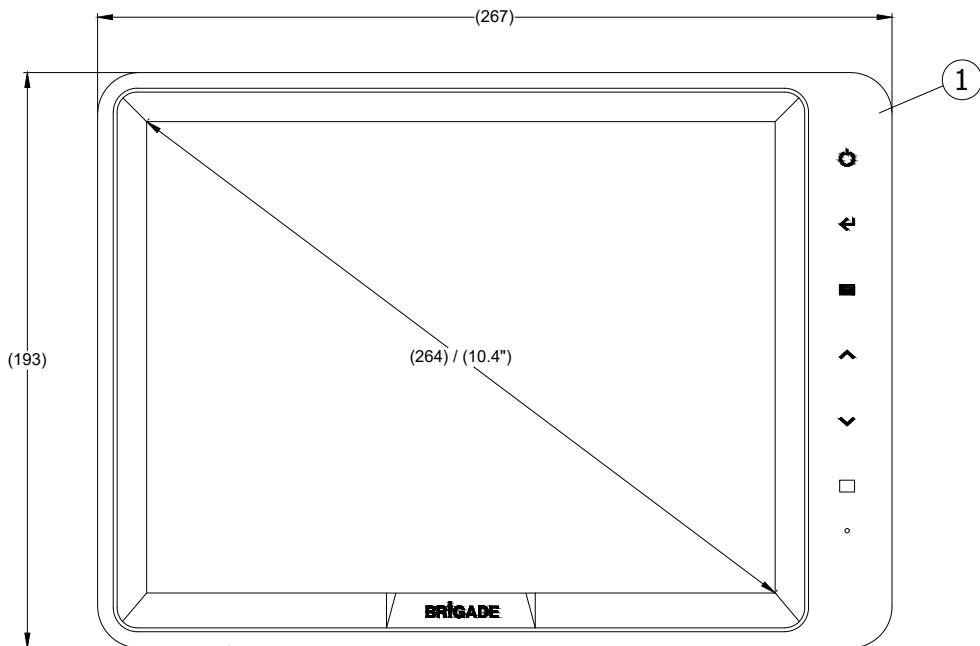
APA: -

Drawn:-

Checked:-

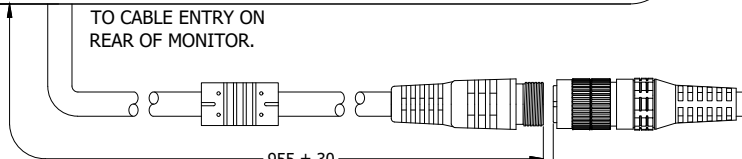
Approved:-

Date: --/--/----



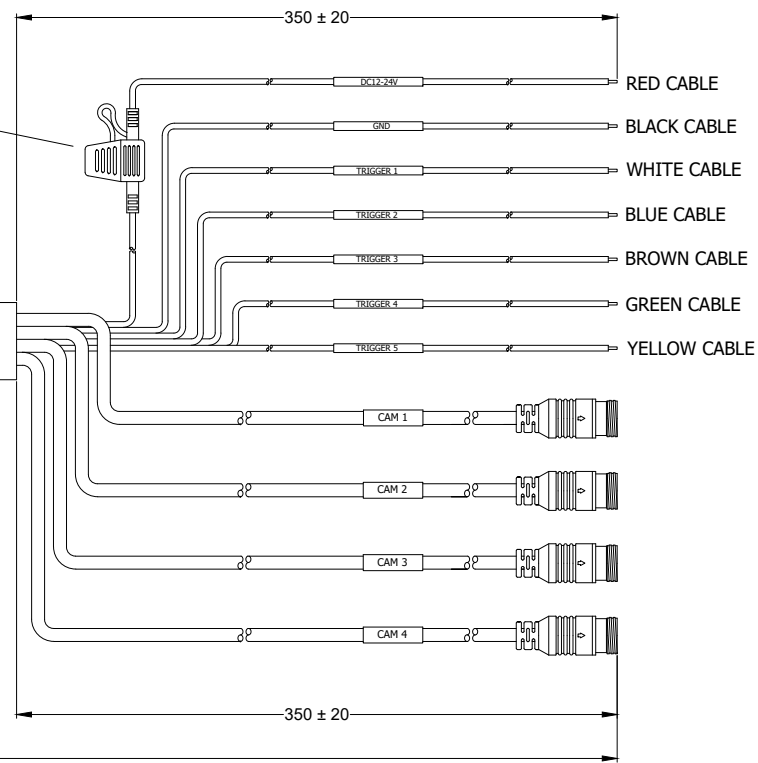
ITEM	PART NO.	QTY	MODEL NO.	DESCRIPTION
①	(6058A)	1	VBV-7104HFM-M	MONITOR ONLY
②	(7379)	1	VBV-7XXHFM-CA	CABLE ADAPTER (5Amps)
③	(4457)	1	VBV-7104FM-SS	SUNSHIELD (NOT SHOWN)
④	(4465)	1	BMM-023	'U' BRACKET & FIXINGS (NOT SHOWN)
⑤	(6356)	1	VBV-7104HFM-IG	INSTALLATION GUIDE (NOT SHOWN)

TO CABLE ENTRY ON REAR OF MONITOR.



WATERPROOF MINI FUSE WITH 5A FUSE FITTED

②



- NOTES:
 1. REFER TO COMPONENT DRAWINGS FOR COMPONENT DETAIL.
 2. FOR PRODUCT LABEL AND PACKAGING DETAIL REFER TO MASTER BOM.

PROPRIETARY NOTICE
 THIS DESIGN AND TECHNICAL INFORMATION APPEARING ON THIS DRAWING IS THE PROPERTY OF BRIGADE ELECTRONICS, AND IS DISCLOSED IN CONFIDENCE. IT IS NOT TO BE COPIED, REPRODUCED, REVEALED TO OR EXPROPRIATED BY OTHERS, EITHER IN WHOLE OR IN PART WITHOUT THE EXPRESS WRITTEN CONSENT OF BRIGADE ELECTRONICS.

BRIGADE
 www.brigade-electronics.com

Assembly Pl Approval Yling Zhang (13/09/2022)	Approved by R. PENTLEY	Checked by S. GOVENDER	Drawn by D. FOALE
Angle of Projection 	Units mm	Scale N/A	Released 21/09/22
Status RELEASED	VBV-7104HFM		
Part No 6057A	BE-004730-00-22		